



jaga

SANI
Technical information

SANI



Weight and water content without packaging or options

WEIGHT KG/CM

ACCOLADE SANI						
L	H 089	122	153	181	215	
050	8.9	12.8	15.8	19.1	23.0	
065	12.0	16.5	19.9	23.7	28.3	
080	14.0	19.7	24.0	28.8	34.6	
095	15.1	21.4	26.2	31.4	37.8	

ACCOLADE DECO						
L	H 089	122	153	181	215	
050	10.2	14.1	17.8	21.0	25.0	
065	13.5	18.0	22.2	26.0	30.6	
080	15.9	21.6	26.9	31.7	37.5	
095	17.2	23.5	29.3	34.6	41.0	

SANI RONDA						
L	H 063	093	122	137	175	205
040	4.5	7.5	10.0	11.5	14.3	16.2
050	5.4	8.6	11.6	12.8	16.7	19.7
060	6.1	9.7	13.3	14.6	19.0	22.5
070	6.8	10.9	14.9	16.5	21.4	25.4
080	7.5	12.1	16.6	18.4	23.8	28.2
100	9.0	14.5	19.9	22.9	28.5	33.9

SANI PANEL - SANI LOUVRE						
L	H 073	093	119	139	178	205
040	7.1	9.1	11.3	13.3	16.9	20.1
050	8.3	10.8	13.5	15.9	20.2	24.2
060	9.6	12.5	15.6	18.5	23.6	28.2
070	11.0	14.2	17.8	21.1	26.8	32.2
080	12.3	16.0	20.0	23.7	30.2	36.3
100	14.8	19.4	24.3	28.9	36.8	44.4

SANI BASIC - SANI BOW					
L	H 094	132	170	198	
050	7.7	10.8	13.9	--	
060	8.9	12.4	16.0	18.9	
075	10.6	14.9	19.1	22.6	

WATER CONTENT LITRE/CM

ACCOLADE SANI						
L	H 089	122	153	181	215	
050	2.2	3.2	4.0	4.7	5.9	
065	2.8	4.0	5.0	5.9	7.3	
080	3.3	4.9	5.9	7.1	8.6	
095	3.9	5.7	6.9	8.3	10.0	

ACCOLADE DECO						
L	H 089	122	153	181	215	
050	2.5	3.5	4.5	5.2	6.4	
065	3.2	4.4	5.6	6.5	7.9	
080	3.8	5.4	6.6	7.8	9.3	
095	4.5	6.3	7.8	9.2	10.9	

SANI RONDA						
L	H 063	093	122	137	175	205
040	2.4	4.0	5.7	6.5	8.3	10.0
050	2.7	4.6	6.5	7.5	7.5	11.4
060	3.1	5.2	7.3	8.4	10.7	12.8
070	3.5	5.8	8.2	9.4	11.9	14.3
080	3.8	6.4	9.0	10.3	13.1	15.7
100	4.2	7.0	9.9	11.3	14.3	17.1

SANI PANEL - SANI LOUVRE						
L	H 073	093	119	139	178	205
040	2.6	3.6	4.6	5.6	7.3	8.7
050	3.0	4.1	5.2	6.3	8.2	9.9
060	3.4	4.6	5.9	7.1	9.2	11.0
070	3.7	5.0	6.5	7.8	10.1	12.2
080	4.1	5.5	7.1	8.5	11.0	13.3
100	4.5	6.0	7.7	9.3	12.0	14.7

SANI BASIC - SANI BOW					
L	H 094	132	170	198	
050	3.7	5.2	6.7	--	
060	4.2	5.9	7.6	9.0	
075	4.9	6.9	8.9	10.6	

CORRECTION FACTORS

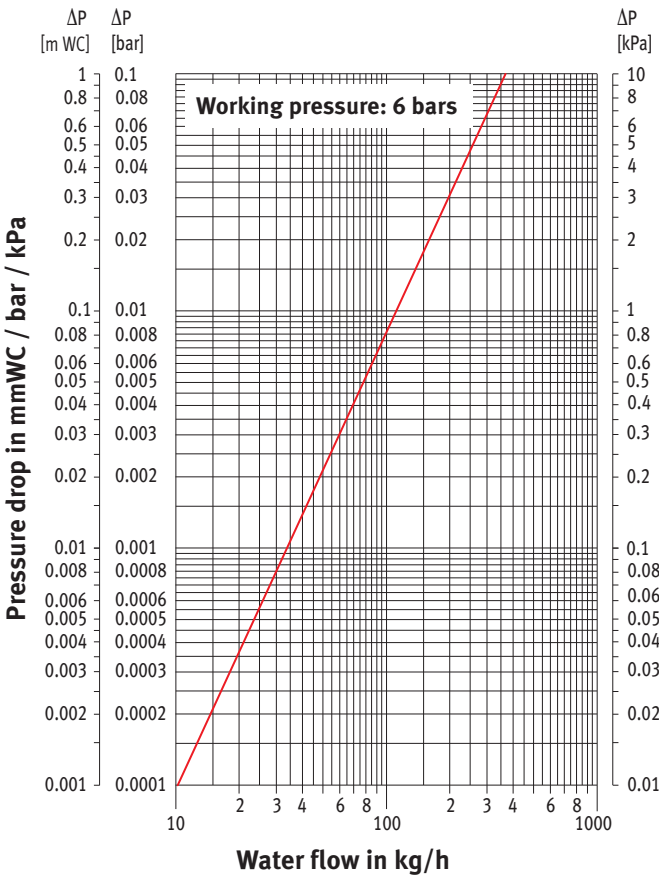
AVERAGE CORRECTION FACTORS ACCORDING TO EN442 - 75/65/20°C

Tv	Tl	Tr	25	30	35	40	45	50	55	60	65	70	75	80	85
90	18		0.49	0.61	0.72	0.81	0.90	0.98	1.06	1.14	1.21	1.30	1.36	1.43	1.49
	20		0.42	0.55	0.66	0.76	0.85	0.93	1.01	1.09	1.16	1.25	1.31	1.38	1.44
	22		0.34	0.49	0.61	0.71	0.80	0.88	0.96	1.04	1.11	1.20	1.26	1.33	1.39
	24		0.24	0.43	0.55	0.65	0.75	0.83	0.91	0.99	1.06	1.13	1.21	1.27	1.34
85	18		0.46	0.58	0.68	0.77	0.86	0.94	1.01	1.09	1.17	1.24	1.30	1.36	
	20		0.40	0.52	0.63	0.72	0.81	0.89	0.96	1.04	1.11	1.19	1.25	1.31	
	22		0.32	0.46	0.57	0.67	0.75	0.84	0.91	0.99	1.06	1.14	1.20	1.26	
80	24		0.22	0.40	0.52	0.62	0.70	0.79	0.86	0.94	1.01	1.09	1.15	1.21	
	18		0.43	0.55	0.64	0.73	0.81	0.89	0.96	1.03	1.11	1.17	1.24		
	20		0.37	0.49	0.59	0.68	0.76	0.84	0.91	0.98	1.06	1.12	1.19		
	22		0.30	0.43	0.54	0.63	0.71	0.79	0.86	0.93	1.01	1.07	1.14		
75	24		0.21	0.38	0.49	0.58	0.66	0.74	0.81	0.89	0.96	1.02	1.09		
	18		0.41	0.51	0.60	0.69	0.77	0.84	0.91	0.99	1.05	1.11			
	20		0.34	0.46	0.55	0.64	0.72	0.79	0.86	0.94	1.00	1.06			
	22		0.28	0.40	0.50	0.59	0.67	0.74	0.81	0.89	0.95	1.01			
70	24		0.19	0.35	0.45	0.54	0.62	0.70	0.77	0.84	0.90	0.96			
	18		0.38	0.48	0.56	0.64	0.72	0.79	0.87	0.93	0.99				
	20		0.32	0.43	0.52	0.60	0.67	0.74	0.82	0.88	0.94				
	22		0.25	0.37	0.47	0.55	0.62	0.69	0.76	0.83	0.89				
65	24		0.17	0.32	0.42	0.50	0.58	0.65	0.72	0.78	0.84				
	18		0.35	0.44	0.53	0.60	0.67	0.74	0.81	0.87					
	20		0.29	0.39	0.48	0.55	0.63	0.69	0.76	0.82					
	22		0.23	0.34	0.43	0.51	0.58	0.65	0.72	0.77					
60	24		0.15	0.29	0.38	0.46	0.53	0.60	0.67	0.73					
	18		0.32	0.41	0.49	0.56	0.62	0.69	0.75						
	20		0.26	0.36	0.44	0.51	0.58	0.65	0.70						
	22		0.21	0.31	0.39	0.47	0.53	0.60	0.66						
55	24		0.14	0.26	0.35	0.42	0.49	0.56	0.61						
	18		0.29	0.37	0.44	0.51	0.58	0.64							
	20		0.24	0.33	0.40	0.47	0.54	0.59							
	22		0.18	0.28	0.36	0.42	0.49	0.55							
50	24		0.12	0.23	0.31	0.38	0.44	0.50							
	18		0.26	0.33	0.40	0.46	0.53								
	20		0.21	0.29	0.36	0.42	0.48								
	22		0.16	0.25	0.32	0.38	0.44								
45	24		0.10	0.20	0.28	0.34	0.40								
	18		0.23	0.30	0.36	0.42									
	20		0.18	0.26	0.32	0.38									
	22		0.14	0.22	0.28	0.34									
40	24		0.08	0.17	0.24	0.30									
	18		0.20	0.26	0.32										
	20		0.15	0.22	0.28										
	22		0.11	0.18	0.24										
35	24		0.07	0.14	0.20										
	18		0.16	0.22											
	20		0.13	0.18											
	22		0.09	0.15											
30	24		0.05	0.11											
	18		0.13												
	20		0.09												
	22		0.06												
24		0.03													


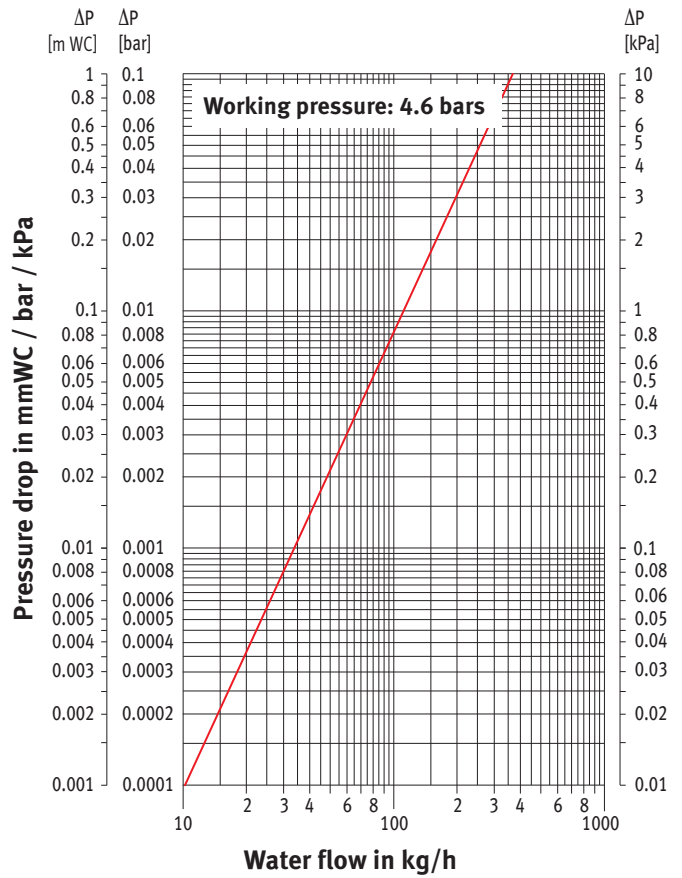
The indicated outputs with ΔT 50 and ΔT 60 are the exact outputs. ΔT 50 output measured in accordance with EN 442 and ΔT 60 output calculated according to EN 442. An average correction factor is given in this table for all other ΔT outputs, applicable for all dimensions.

PRESSURE DROP

ACCOLADE SANI
 ACCOLADE DECO
 SANI RONDA
 SANI BASIC
 SANI BOW



SANI PANEL
 SANI LOUVRE



Jaga International
 Verbindingslaan 16
 B-3590 Diepenbeek
 Tel.: +32 11 29 41 12
 Fax: +32 11 29 41 60
 E-mail: export@jaga.be
www.jaga.be

The information in this price list is correct at the time of printing.
 Jaga reserves the right to change product specification at any time in
 line with our policy of continuous improvement and innovation.