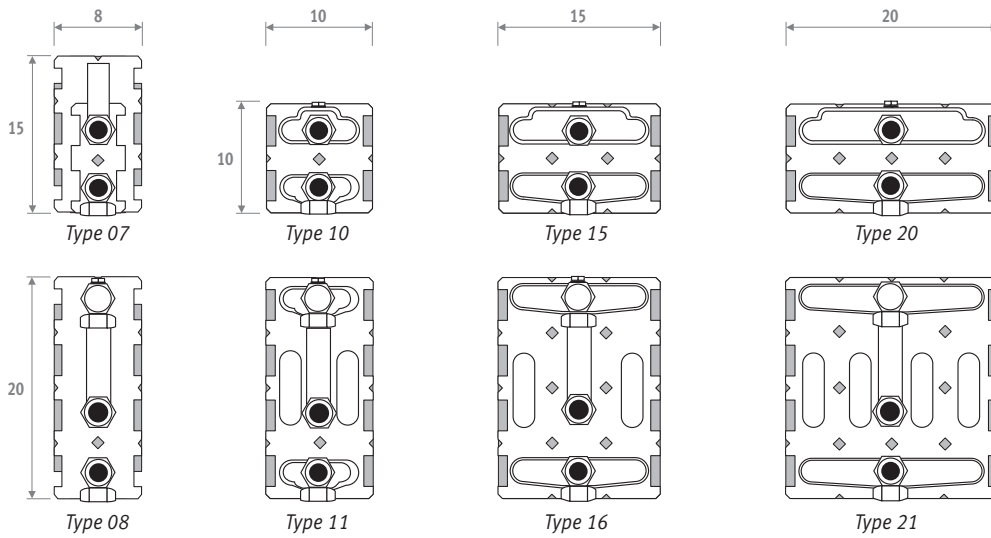




**jaga**

**STRADA**  
Technical information

# STRADA - OVERVIEW HEAT EXCHANGERS



Weight and water content without packaging or options.

## WEIGHT (IN KG/METRE)

Type	H	20	35	50	65	95
06		6.7	9.0	11.1	13.3	17.5
10		7.5	9.8	12.0	14.3	18.9
11		---	11.2	13.5	15.8	20.4
15		9.4	11.9	14.4	16.9	21.8
16		---	14.2	16.7	19.2	24.1
20		11.4	14.0	16.7	19.4	24.8
21		---	16.7	19.5	22.1	27.5

## WATER CONTENT IN LITRE / METRE

Type	All heights
07*	0.51
08**	0.63
10	0.65
11	1.33
15	0.98
16	1.98
20	1.32
21	2.66

\* Strada type 06, height 20

\*\* Knockonwood and Strada type 06, all other heights

# CORRECTION FACTORS - STRADA

## AVERAGE CORRECTION FACTORS ACCORDING TO EN442 - 75/65/20°C

Tv	Tl	Tr	25	30	35	40	45	50	55	60	65	70	75	80	85
90	18		0.45	0.58	0.69	0.79	0.89	0.98	1.07	1.16	1.24	1.34	1.41	1.49	1.56
	20		0.38	0.52	0.63	0.74	0.83	0.92	1.01	1.10	1.18	1.28	1.35	1.43	1.50
	22		0.30	0.46	0.57	0.68	0.78	0.87	0.96	1.04	1.13	1.22	1.30	1.37	1.44
	24		0.20	0.39	0.52	0.62	0.72	0.81	0.90	0.99	1.07	1.15	1.24	1.31	1.38
85	18		0.42	0.54	0.65	0.75	0.84	0.93	1.01	1.10	1.20	1.27	1.34	1.41	
	20		0.36	0.49	0.59	0.69	0.79	0.87	0.96	1.04	1.12	1.21	1.28	1.35	
	22		0.28	0.42	0.54	0.64	0.73	0.82	0.90	0.99	1.06	1.15	1.22	1.30	
	24		0.19	0.36	0.48	0.58	0.68	0.76	0.85	0.93	1.01	1.10	1.17	1.24	
80	18		0.39	0.51	0.61	0.70	0.79	0.88	0.96	1.04	1.12	1.20	1.27		
	20		0.33	0.45	0.56	0.65	0.74	0.82	0.90	0.98	1.07	1.14	1.21		
	22		0.26	0.39	0.50	0.60	0.68	0.77	0.85	0.93	1.01	1.08	1.15		
	24		0.17	0.34	0.45	0.54	0.63	0.72	0.80	0.87	0.96	1.03	1.10		
75	18		0.37	0.47	0.57	0.66	0.74	0.82	0.90	0.99	1.05	1.12			
	20		0.30	0.42	0.52	0.61	0.69	0.77	0.85	0.93	1.00	1.07			
	22		0.24	0.36	0.46	0.55	0.64	0.72	0.79	0.88	0.95	1.01			
	24		0.16	0.31	0.41	0.50	0.59	0.67	0.74	0.83	0.89	0.96			
70	18		0.34	0.44	0.53	0.61	0.69	0.77	0.85	0.92	0.99				
	20		0.28	0.39	0.48	0.56	0.64	0.72	0.80	0.87	0.93				
	22		0.22	0.33	0.43	0.51	0.59	0.67	0.74	0.81	0.88				
	24		0.14	0.28	0.38	0.46	0.54	0.62	0.69	0.76	0.83				
65	18		0.31	0.40	0.49	0.57	0.64	0.71	0.79	0.85					
	20		0.25	0.35	0.44	0.52	0.59	0.66	0.74	0.80					
	22		0.19	0.30	0.39	0.47	0.54	0.61	0.69	0.75					
	24		0.12	0.25	0.34	0.42	0.50	0.57	0.64	0.70					
60	18		0.28	0.37	0.45	0.52	0.59	0.66	0.73						
	20		0.23	0.32	0.40	0.47	0.54	0.62	0.68						
	22		0.17	0.27	0.35	0.43	0.50	0.57	0.63						
	24		0.11	0.23	0.31	0.38	0.45	0.52	0.58						
55	18		0.25	0.33	0.40	0.47	0.55	0.60							
	20		0.20	0.29	0.36	0.43	0.50	0.56							
	22		0.15	0.24	0.32	0.38	0.45	0.51							
	24		0.09	0.20	0.27	0.34	0.40	0.47							
50	18		0.22	0.30	0.36	0.43	0.49								
	20		0.18	0.25	0.32	0.38	0.44								
	22		0.13	0.21	0.28	0.34	0.40								
	24		0.08	0.17	0.24	0.30	0.36								
45	18		0.19	0.26	0.32	0.38									
	20		0.15	0.22	0.28	0.34									
	22		0.11	0.18	0.24	0.30									
	24		0.06	0.14	0.20	0.26									
40	18		0.16	0.22	0.28										
	20		0.12	0.18	0.24										
	22		0.09	0.15	0.20										
	24		0.05	0.12	0.17										
35	18		0.13	0.19											
	20		0.10	0.15											
	22		0.07	0.12											
	24		0.03	0.09											
30	18		0.10												
	20		0.07												
	22		0.04												
	24		0.02												

The indicated outputs with  $\Delta T$  50 and  $\Delta T$  60 are the exact outputs.  $\Delta T$  50 output measured in accordance with EN 442 and  $\Delta T$  60 output calculated according to EN 442. An average correction factor is given in this table for all other  $\Delta T$  outputs, applicable for all dimensions.

# STRADA WITH DBE CORRECTION FACTORS


**AVERAGE CORRECTION FACTORS  
ACCORDING TO EN442 - 75/65/20°C**



Tv	TL	Tr	25	30	35	40	45	50	55	60	65	70	75	80	85
90	18		0.56	0.67	0.76	0.84	0.92	0.99	1.05	1.11	1.17	1.24	1.29	1.34	1.39
	20		0.49	0.62	0.71	0.80	0.87	0.94	1.01	1.07	1.13	1.20	1.25	1.30	1.35
	22		0.42	0.56	0.66	0.75	0.83	0.90	0.97	1.03	1.09	1.16	1.21	1.26	1.31
	24		0.31	0.50	0.61	0.71	0.79	0.86	0.93	0.99	1.05	1.11	1.17	1.22	1.27
85	18		0.53	0.64	0.73	0.81	0.88	0.95	1.01	1.07	1.14	1.19	1.24	1.29	
	20		0.47	0.59	0.68	0.76	0.84	0.91	0.97	1.03	1.09	1.15	1.20	1.25	
	22		0.39	0.53	0.63	0.72	0.79	0.86	0.93	0.99	1.05	1.11	1.16	1.21	
	24		0.29	0.47	0.58	0.67	0.75	0.82	0.89	0.95	1.01	1.07	1.12	1.17	
80	18		0.50	0.61	0.70	0.77	0.84	0.91	0.97	1.03	1.09	1.14	1.19		
	20		0.44	0.56	0.65	0.73	0.80	0.87	0.93	0.99	1.05	1.10	1.15		
	22		0.37	0.50	0.60	0.68	0.76	0.82	0.89	0.95	1.01	1.06	1.11		
	24		0.27	0.45	0.55	0.64	0.71	0.78	0.85	0.91	0.97	1.02	1.07		
75	18		0.48	0.58	0.66	0.74	0.80	0.87	0.93	0.99	1.04	1.09			
	20		0.42	0.53	0.62	0.69	0.76	0.82	0.88	0.95	1.00	1.05			
	22		0.35	0.48	0.57	0.65	0.72	0.78	0.84	0.91	0.96	1.01			
	24		0.25	0.42	0.52	0.60	0.68	0.74	0.80	0.87	0.92	0.97			
70	18		0.45	0.55	0.63	0.70	0.76	0.82	0.89	0.94	0.99				
	20		0.39	0.50	0.58	0.65	0.72	0.78	0.85	0.90	0.95				
	22		0.32	0.45	0.54	0.61	0.68	0.74	0.80	0.86	0.91				
	24		0.24	0.39	0.49	0.57	0.64	0.70	0.76	0.82	0.87				
65	18		0.42	0.51	0.59	0.66	0.72	0.78	0.84	0.89					
	20		0.36	0.47	0.55	0.62	0.68	0.74	0.80	0.85					
	22		0.30	0.42	0.50	0.57	0.64	0.70	0.76	0.81					
	24		0.22	0.36	0.46	0.53	0.60	0.66	0.72	0.77					
60	18		0.39	0.48	0.55	0.62	0.68	0.74	0.79						
	20		0.34	0.43	0.51	0.58	0.64	0.70	0.75						
	22		0.28	0.39	0.47	0.54	0.60	0.66	0.71						
	24		0.20	0.33	0.42	0.49	0.56	0.62	0.67						
55	18		0.36	0.44	0.51	0.58	0.64	0.69							
	20		0.31	0.40	0.47	0.54	0.60	0.65							
	22		0.25	0.35	0.43	0.49	0.55	0.61							
	24		0.17	0.30	0.39	0.45	0.51	0.57							
50	18		0.33	0.41	0.47	0.53	0.59								
	20		0.28	0.36	0.43	0.49	0.55								
	22		0.22	0.32	0.39	0.45	0.51								
	24		0.15	0.27	0.35	0.41	0.47								
45	18		0.30	0.37	0.43	0.49									
	20		0.25	0.33	0.39	0.45									
	22		0.20	0.28	0.35	0.41									
	24		0.13	0.24	0.31	0.37									
40	18		0.26	0.33	0.39										
	20		0.22	0.29	0.35										
	22		0.17	0.25	0.31										
	24		0.11	0.20	0.27										
35	18		0.23	0.29											
	20		0.18	0.25											
	22		0.14	0.21											
	24		0.08	0.16											
30	18		0.19												
	20		0.14												
	22		0.10												
	24		0.06												

*The indicated outputs with  $\Delta T$  50 and  $\Delta T$  60 are the exact outputs.  $\Delta T$  50 output measured in accordance with EN 442 and  $\Delta T$  60 output calculated according to EN 442. An average correction factor is given in this table for all other  $\Delta T$  outputs, applicable for all dimensions.*

# STRADA WITH DBE CORRECTION FACTORS SOUND



Using DBE:  
max. flow temperature 75°C  
max. air humidity 95% R.H.

number of units	NOISE PRESSURE COMFORT dB(A)						MAX. MEASURED POWER (Watts)					
	1	2	3	4	5	6	1	2	3	4	5	6
DBEU.10	29.0	32.0	33.8	35.0	36.0	36.8	2.8	5.6	8.4	11.2	14	16.8
DBEU.15	27.0	30.0	31.8	33.0	34.0	34.8	2.2	4.4	6.6	8.8	11	13.2

NOISE PRESSURE 1 UNIT dB(A)		
Type	Comfort	Boost
DBEU.10	29	35
DBEU.15	27	31

Reverberation time RT60 0.6 s  
reference room V<sub>1</sub> 80m<sup>3</sup>  
Reference pressure P<sub>0</sub> 2.10<sup>-5</sup>Pa

SEVERAL APPLIANCES WITH AN EQUAL SOUND LEVEL IN A ROOM	
number [dB(A)]	Correction [dB(A)]
2	+ 3.0
3	+ 4.8

$P_2 = P_1 + 10 \log n$   
P<sub>1</sub> = sound level one appliance  
P<sub>2</sub> = sound pressure to be calculated  
n = number of appliances

ROOM VOLUME	
Content m <sup>3</sup>	Correction [dB(A)]
80	0
150	- 2.7
200	- 4.0
250	- 4.9
300	- 5.7
350	- 6.4
400	- 7.0
500	- 8.0
600	- 8.8

Calculation of sound pressure for other room content

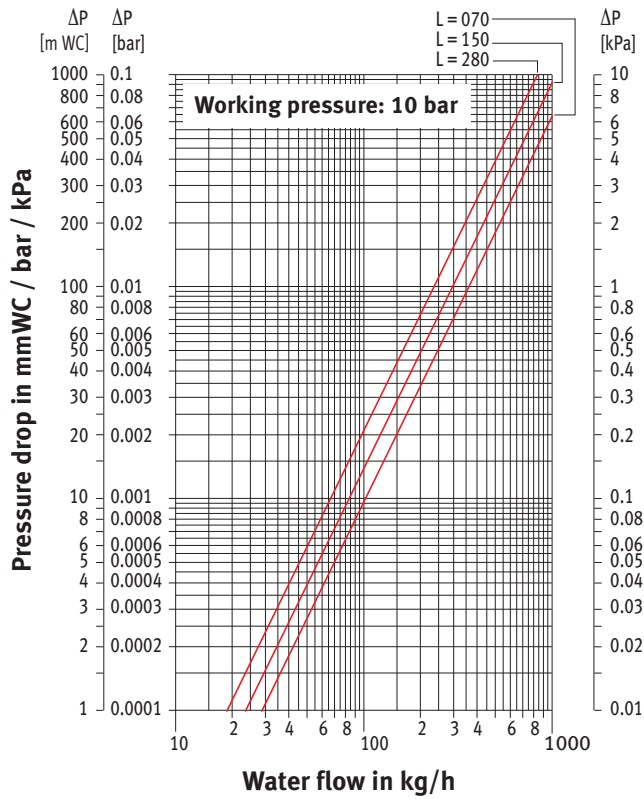
$P_2 = P_1 - 10 \log \frac{V_2}{V_1}$   
P<sub>1</sub> = table of sound pressure  
P<sub>2</sub> = sound pressure to be calculated  
V<sub>1</sub> = size of reference room (80 m<sup>3</sup>)  
V<sub>2</sub> = room size

REVERBERATION TIME	
Reverberation time (c) T2	Correction [dB(A)]
2.5	+ 6.2
2.0	+ 5.2
1.5	+ 4.0
1.0	+ 2.2

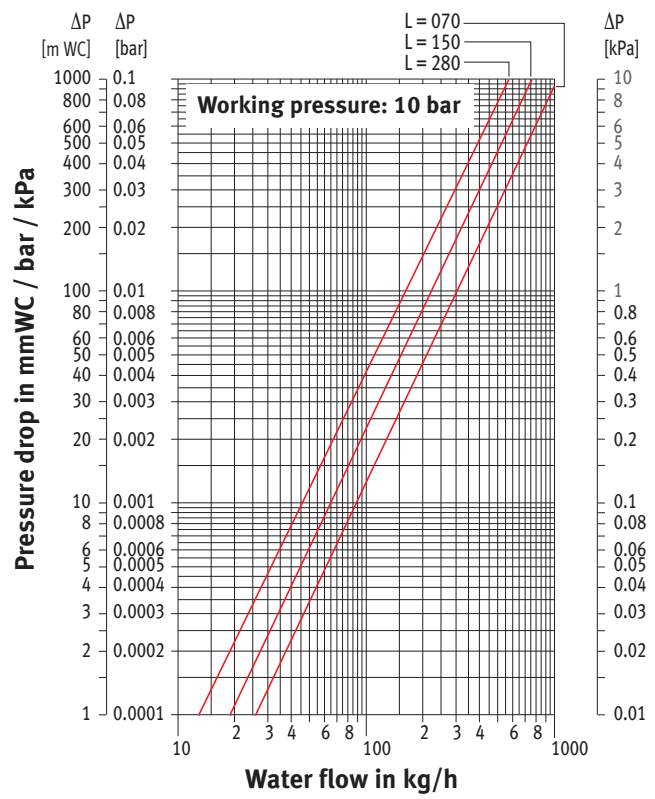
$P_2 = P_1 - 10 \log \frac{T_2}{T_1}$   
P<sub>1</sub> = table of sound pressure  
P<sub>2</sub> = sound pressure to be calculated  
T<sub>1</sub> = reverberation time of room of reference (T<sub>1</sub> = 0.6 s)  
T<sub>2</sub> = reverberation time of room

# STRADA - PRESSURE DROP

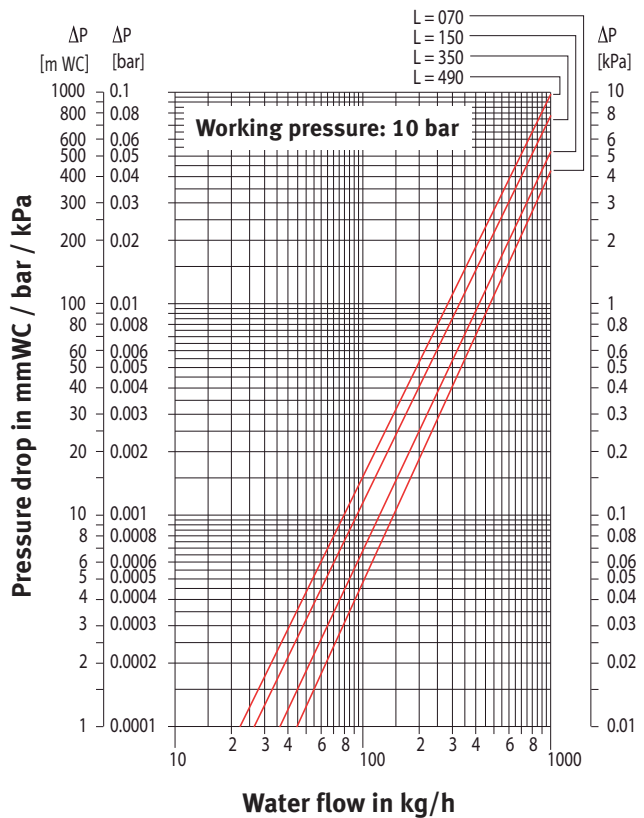
## PRESSURE DROP TYPE 07



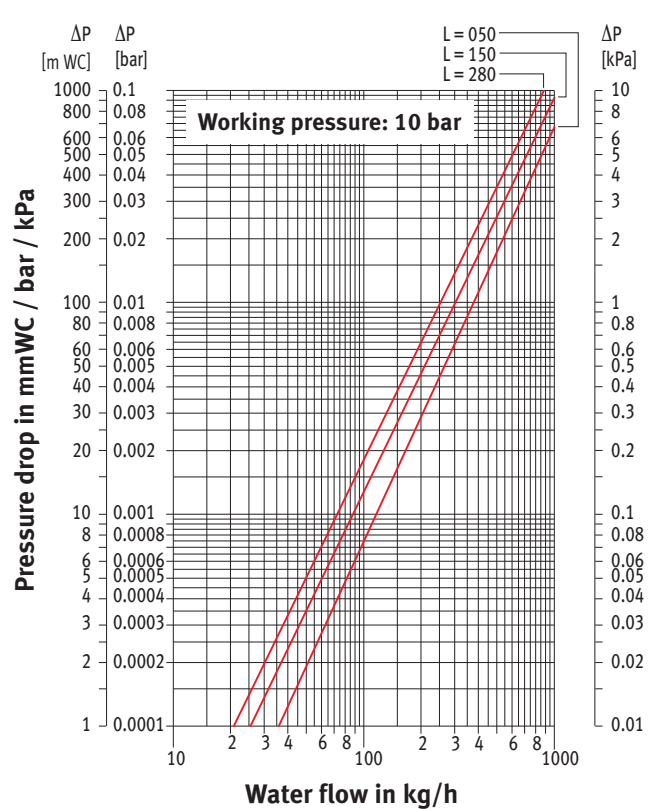
## PRESSURE DROP TYPE 08



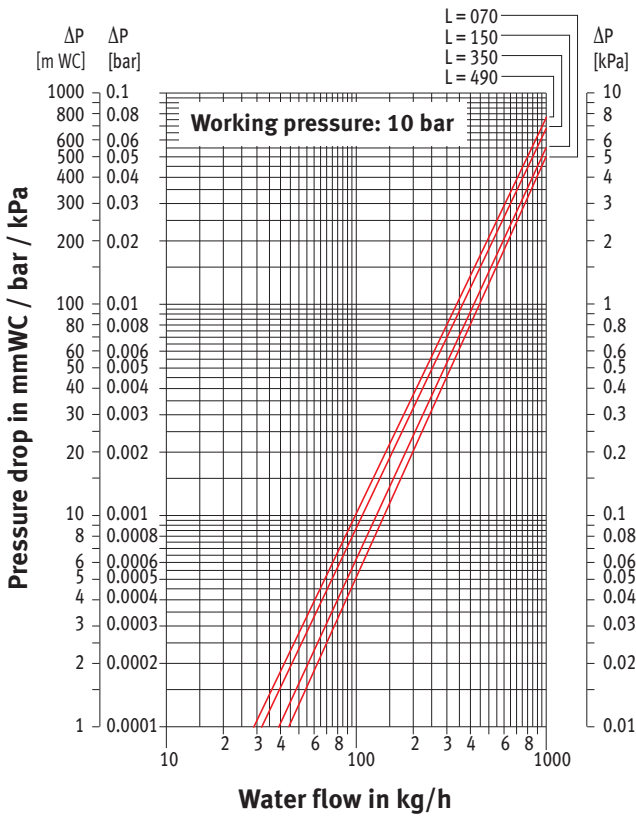
## PRESSURE DROP TYPE 10



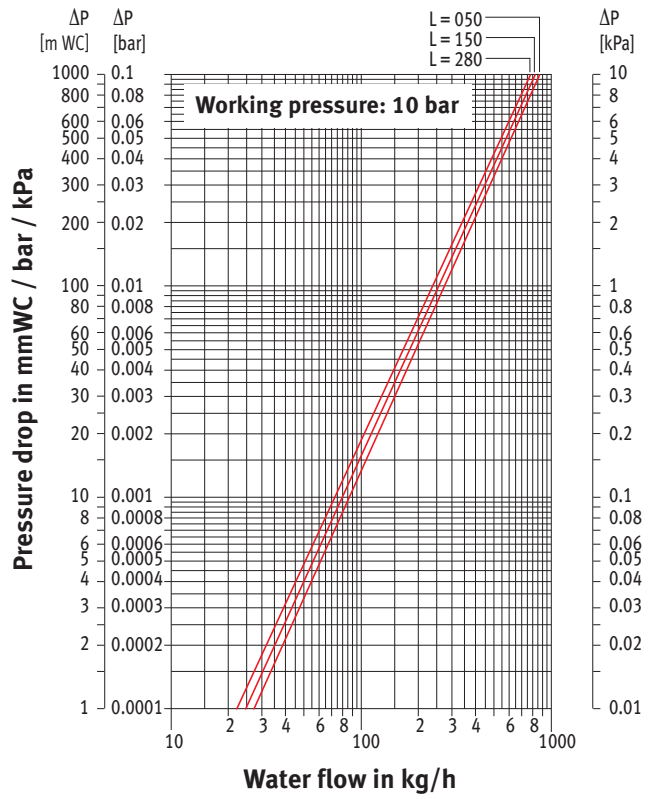
## PRESSURE DROP TYPE 11



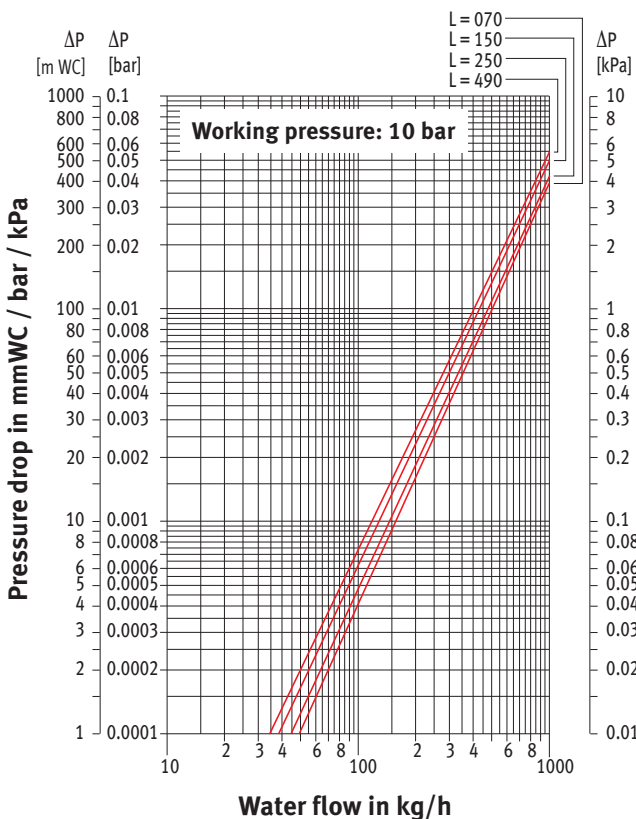
## PRESSURE DROP TYPE 15



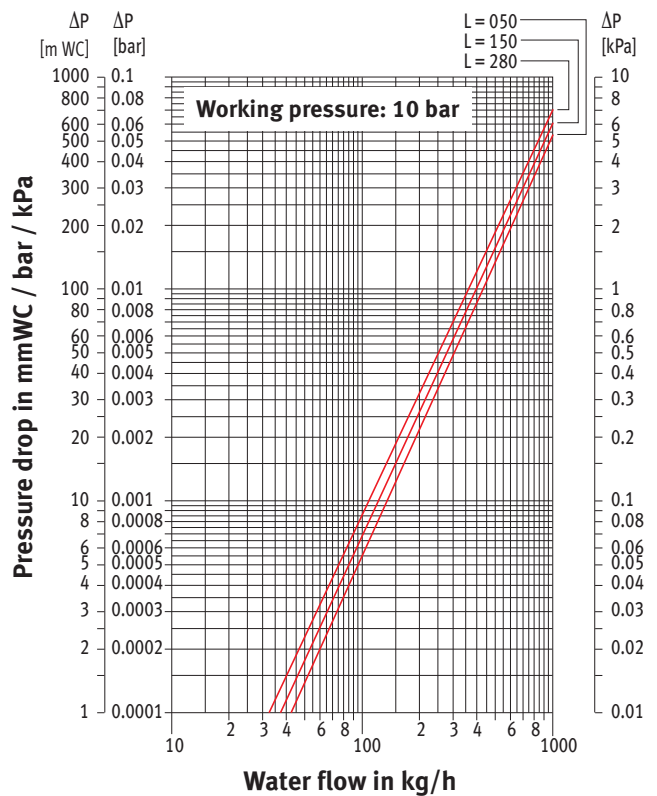
## PRESSURE DROP TYPE 16




## PRESSURE DROP TYPE 20



## PRESSURE DROP TYPE 21





Jaga International  
Verbindingslaan 16  
B-3590 Diepenbeek

Tel.: +32 11 29 41 12  
Fax: +32 11 29 41 60  
E-mail: [export@jaga.be](mailto:export@jaga.be)  
[www.jaga.be](http://www.jaga.be)

The information in this price list is correct at the time of printing.  
Jaga reserves the right to change product specification at any time in  
line with our policy of continuous improvement and innovation.