

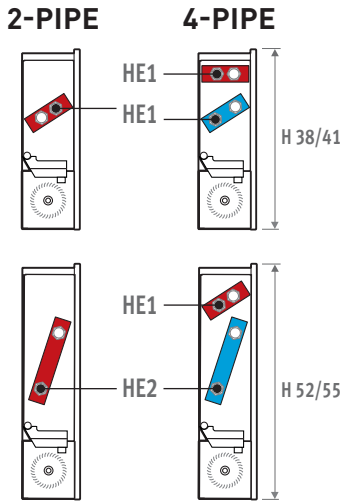


jaga


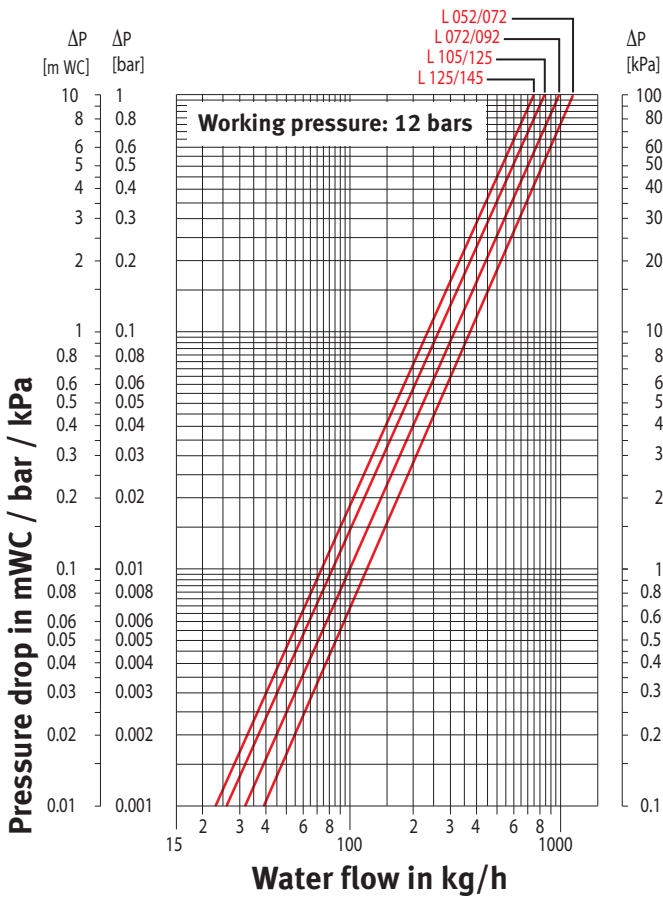
BRIZA
Technical information

BRIZA


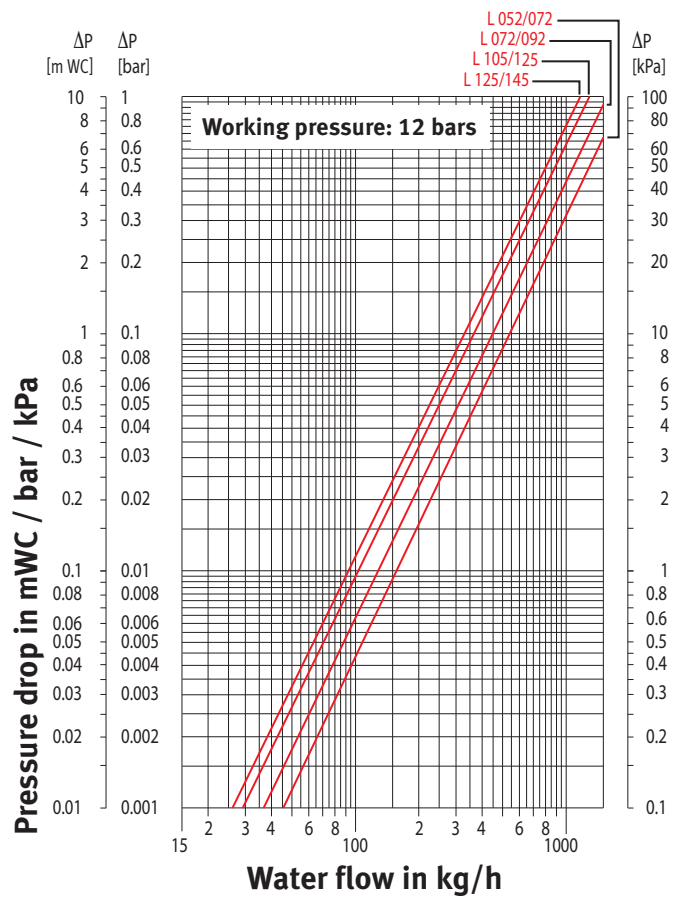
PRESSURE DROP



HEAT EXCHANGER HE1



HEAT EXCHANGER HE2



CORRECTION FACTORS

AVERAGE CORRECTION FACTORS
ACCORDING TO EN442 - 75/65/20°C

Tv	Tl	Tr	25	30	35	40	45	50	55	60	65	70	75	80	85
90	18		0.56	0.67	0.76	0.84	0.92	0.99	1.05	1.11	1.17	1.24	1.29	1.34	1.39
	20		0.49	0.62	0.71	0.80	0.87	0.94	1.01	1.07	1.13	1.20	1.25	1.30	1.35
	22		0.42	0.56	0.66	0.75	0.83	0.90	0.97	1.03	1.09	1.16	1.21	1.26	1.31
	24		0.31	0.50	0.61	0.71	0.79	0.86	0.93	0.99	1.05	1.11	1.17	1.22	1.27
85	18		0.53	0.64	0.73	0.81	0.88	0.95	1.01	1.07	1.14	1.19	1.24	1.29	
	20		0.47	0.59	0.68	0.76	0.84	0.91	0.97	1.03	1.09	1.15	1.20	1.25	
	22		0.39	0.53	0.63	0.72	0.79	0.86	0.93	0.99	1.05	1.11	1.16	1.21	
	24		0.29	0.47	0.58	0.67	0.75	0.82	0.89	0.95	1.01	1.07	1.12	1.17	
80	18		0.50	0.61	0.70	0.77	0.84	0.91	0.97	1.03	1.09	1.14	1.19		
	20		0.44	0.56	0.65	0.73	0.80	0.87	0.93	0.99	1.05	1.10	1.15		
	22		0.37	0.50	0.60	0.68	0.76	0.82	0.89	0.95	1.01	1.06	1.11		
	24		0.27	0.45	0.55	0.64	0.71	0.78	0.85	0.91	0.97	1.02	1.07		
75	18		0.48	0.58	0.66	0.74	0.80	0.87	0.93	0.99	1.04	1.09			
	20		0.42	0.53	0.62	0.69	0.76	0.82	0.88	0.95	1.00	1.05			
	22		0.35	0.48	0.57	0.65	0.72	0.78	0.84	0.91	0.96	1.01			
	24		0.25	0.42	0.52	0.60	0.68	0.74	0.80	0.87	0.92	0.97			
70	18		0.45	0.55	0.63	0.70	0.76	0.82	0.89	0.94	0.99				
	20		0.39	0.50	0.58	0.65	0.72	0.78	0.85	0.90	0.95				
	22		0.32	0.45	0.54	0.61	0.68	0.74	0.80	0.86	0.91				
	24		0.24	0.39	0.49	0.57	0.64	0.70	0.76	0.82	0.87				
65	18		0.42	0.51	0.59	0.66	0.72	0.78	0.84	0.89					
	20		0.36	0.47	0.55	0.62	0.68	0.74	0.80	0.85					
	22		0.30	0.42	0.50	0.57	0.64	0.70	0.76	0.81					
	24		0.22	0.36	0.46	0.53	0.60	0.66	0.72	0.77					
60	18		0.39	0.48	0.55	0.62	0.68	0.74	0.79						
	20		0.34	0.43	0.51	0.58	0.64	0.70	0.75						
	22		0.28	0.39	0.47	0.54	0.60	0.66	0.71						
	24		0.20	0.33	0.42	0.49	0.56	0.62	0.67						
55	18		0.36	0.44	0.51	0.58	0.64	0.69							
	20		0.31	0.40	0.47	0.54	0.60	0.65							
	22		0.25	0.35	0.43	0.49	0.55	0.61							
	24		0.17	0.30	0.39	0.45	0.51	0.57							
50	18		0.33	0.41	0.47	0.53	0.59								
	20		0.28	0.36	0.43	0.49	0.55								
	22		0.22	0.32	0.39	0.45	0.51								
	24		0.15	0.27	0.35	0.41	0.47								
45	18		0.30	0.37	0.43	0.49									
	20		0.25	0.33	0.39	0.45									
	22		0.20	0.28	0.35	0.41									
	24		0.13	0.24	0.31	0.37									
40	18		0.26	0.33	0.39										
	20		0.22	0.29	0.35										
	22		0.17	0.25	0.31										
	24		0.11	0.20	0.27										
35	18		0.23	0.29											
	20		0.18	0.25											
	22		0.14	0.21											
	24		0.08	0.16											
30	18		0.19												
	20		0.14												
	22		0.10												
	24		0.06												

The indicated outputs with ΔT 50 and ΔT 60 are the exact outputs. ΔT 50 output measured in accordance with EN 442 and ΔT 60 output calculated according to EN 442. An average correction factor is given in this table for all other ΔT outputs, applicable for all dimensions.




Weight and water content without packaging or options

WEIGHT IN KG

BRIZA									
L	With casing				Build-in				
	H 041		H 055		H 038		H 052		
	2-pipe	4-pipe	2-pipe	4-pipe	2-pipe	4-pipe	2-pipe	4-pipe	
052/075	16.0	17.0	18.0	19.0	7.0	8.0	8.0	9.0	
072/095	20.3	21.3	23.0	24.0	9.0	10.0	10.0	11.0	
102/125	27.5	29.0	30.0	31.5	13.0	14.5	14.0	15.5	
122/145	31.9	33.9	34.0	36.0	14.0	16.0	15.0	17.0	

WATER CONTENT IN LITRE

BRIZA					
L	H 038 / 041		H 052 / 055		
	2-pipe	4-pipe	2-pipe	4-pipe	
052/072	0.166	0.332	0.332	0.498	
072/092	0.270	0.540	0.540	0.810	
105/125	0.433	0.866	0.866	1.299	
125/145	0.539	1.078	1.078	1.617	



Jaga International
Verbindingslaan 16
B-3590 Diepenbeek

Tel.: +32 11 29 41 12
Fax: +32 11 29 41 60
E-mail: export@jaga.be
www.jaga.be

The information in this price list is correct at the time of printing.
Jaga reserves the right to change product specification at any time in line with our policy of continuous improvement and innovation.